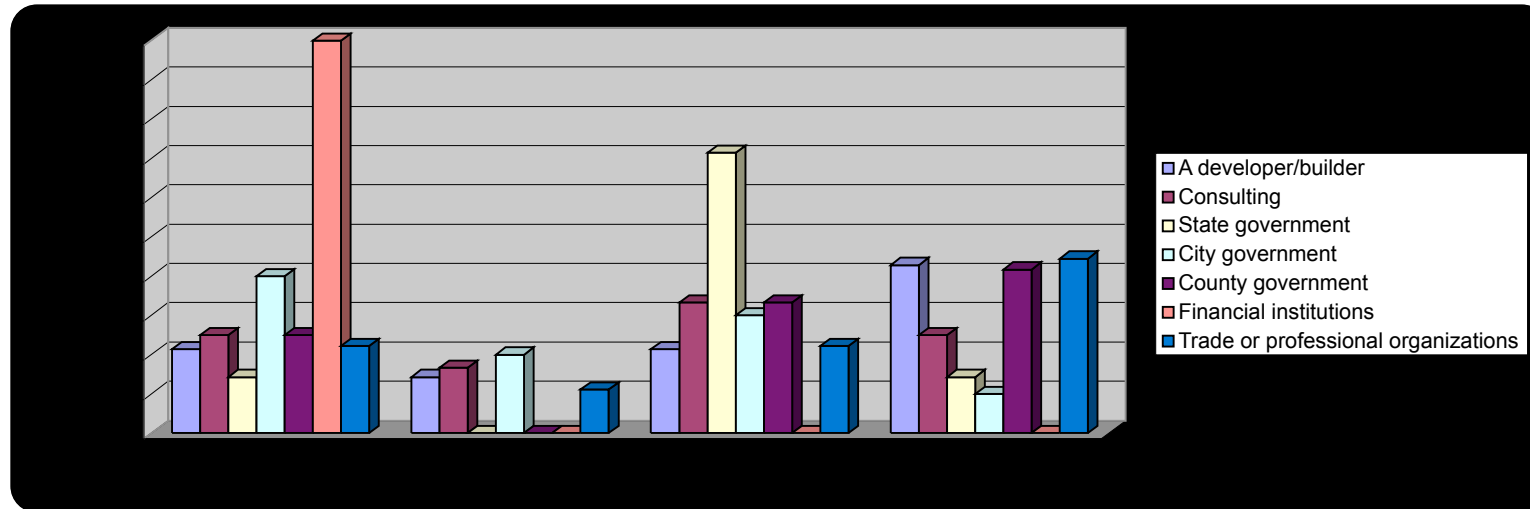


Turning Graphical Comparison

Session Name: Morning Survey Build Smart Summit 4-30-2008 9-59 edited AM
 Created: 6/16/2008 1:46 PM

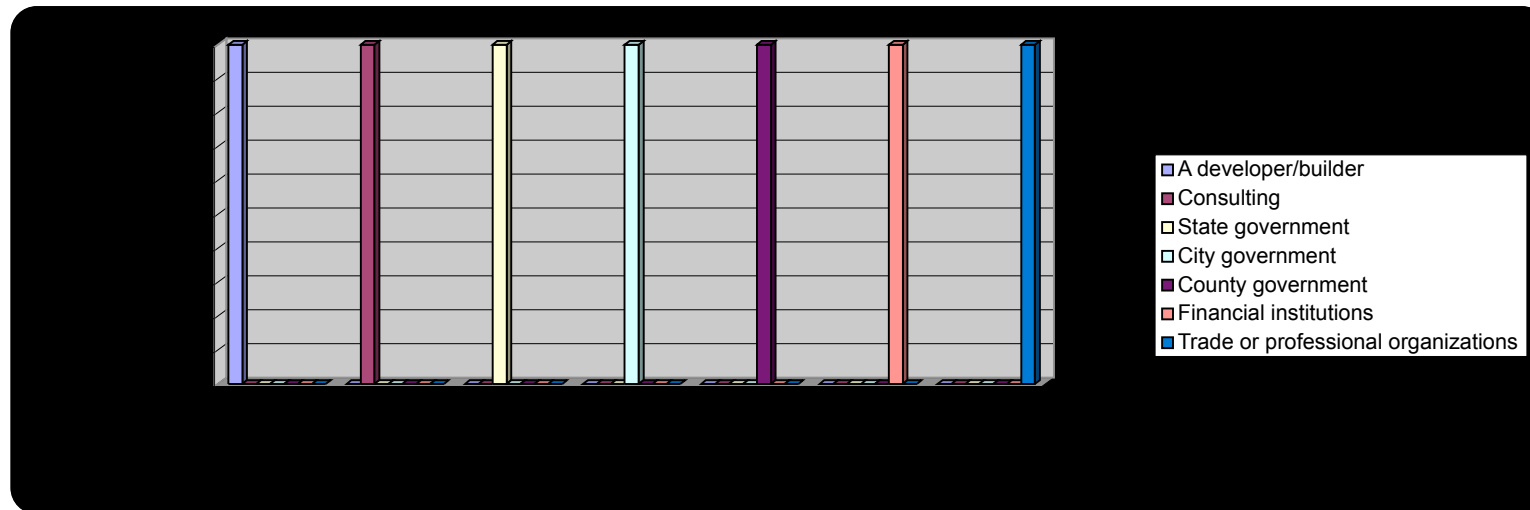
1.) Where would you like to go on your next vacation?

	The French Riviera	Here at Madden's	The BWCA	What's a vacation?
A developer/builder	21.43%	14.29%	21.43%	42.86%
Consulting	25.00%	16.67%	33.33%	25.00%
State government	14.29%	0.00%	71.43%	14.29%
City government	40.00%	20.00%	30.00%	10.00%
County government	25.00%	0.00%	33.33%	41.67%
Financial institutions	100.00%	0.00%	0.00%	0.00%
Trade or professional organizations	22.22%	11.11%	22.22%	44.44%



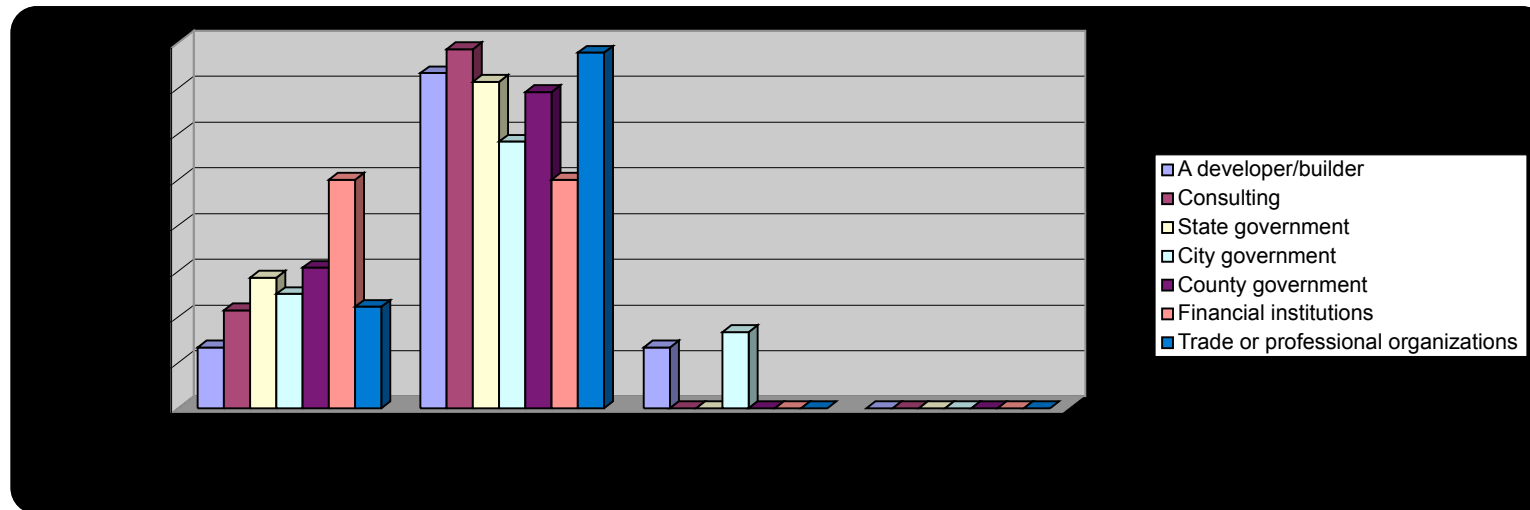
2.) What entity do you work for?

	A developer/builder	Consulting	State government	City government	County government	Financial institutions	Trade or professional organizations
A developer/builder	100.00%	0.00%	0.00%	0.00%	0.00%	0.00%	0.00%
Consulting	0.00%	100.00%	0.00%	0.00%	0.00%	0.00%	0.00%
State government	0.00%	0.00%	100.00%	0.00%	0.00%	0.00%	0.00%
City government	0.00%	0.00%	0.00%	100.00%	0.00%	0.00%	0.00%
County government	0.00%	0.00%	0.00%	0.00%	100.00%	0.00%	0.00%
Financial institutions	0.00%	0.00%	0.00%	0.00%	0.00%	100.00%	0.00%
Trade or professional organizations	0.00%	0.00%	0.00%	0.00%	0.00%	0.00%	100.00%



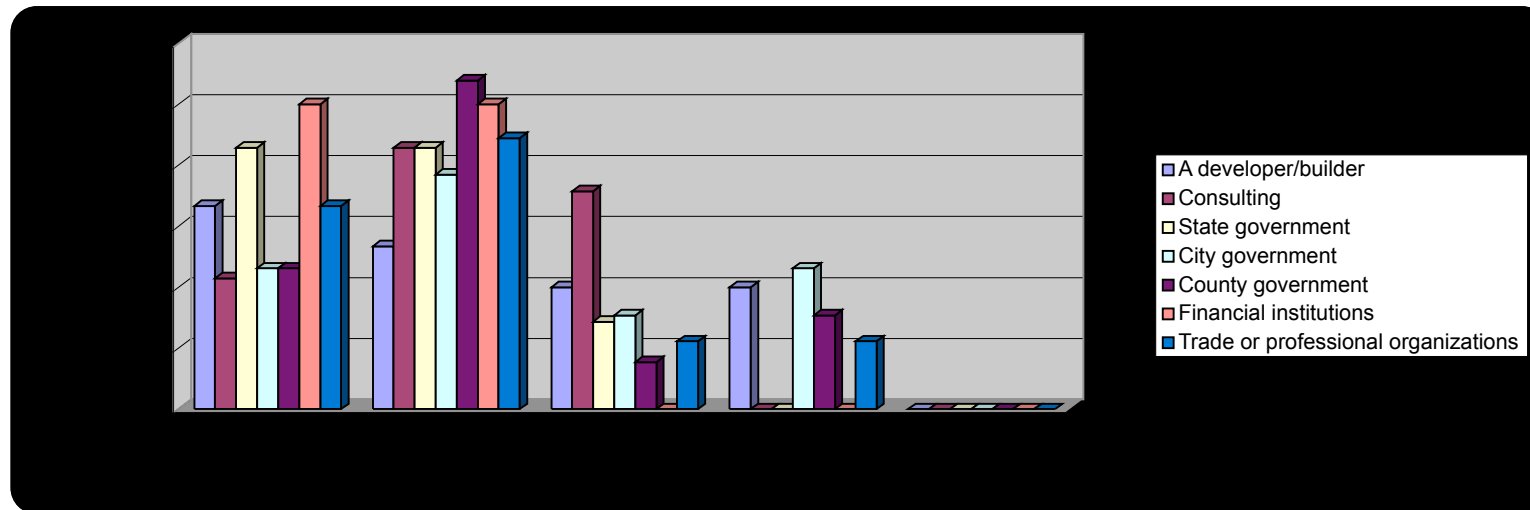
3.) How familiar are you with conservation design principles?

	Very familiar	Somewhat familiar	Not familiar	Does not know if is conservation design?
A developer/builder	13.33%	73.33%	13.33%	0.00%
Consulting	21.43%	78.57%	0.00%	0.00%
State government	28.57%	71.43%	0.00%	0.00%
City government	25.00%	58.33%	16.67%	0.00%
County government	30.77%	69.23%	0.00%	0.00%
Financial institutions	50.00%	50.00%	0.00%	0.00%
Trade or professional organizations	22.22%	77.78%	0.00%	0.00%



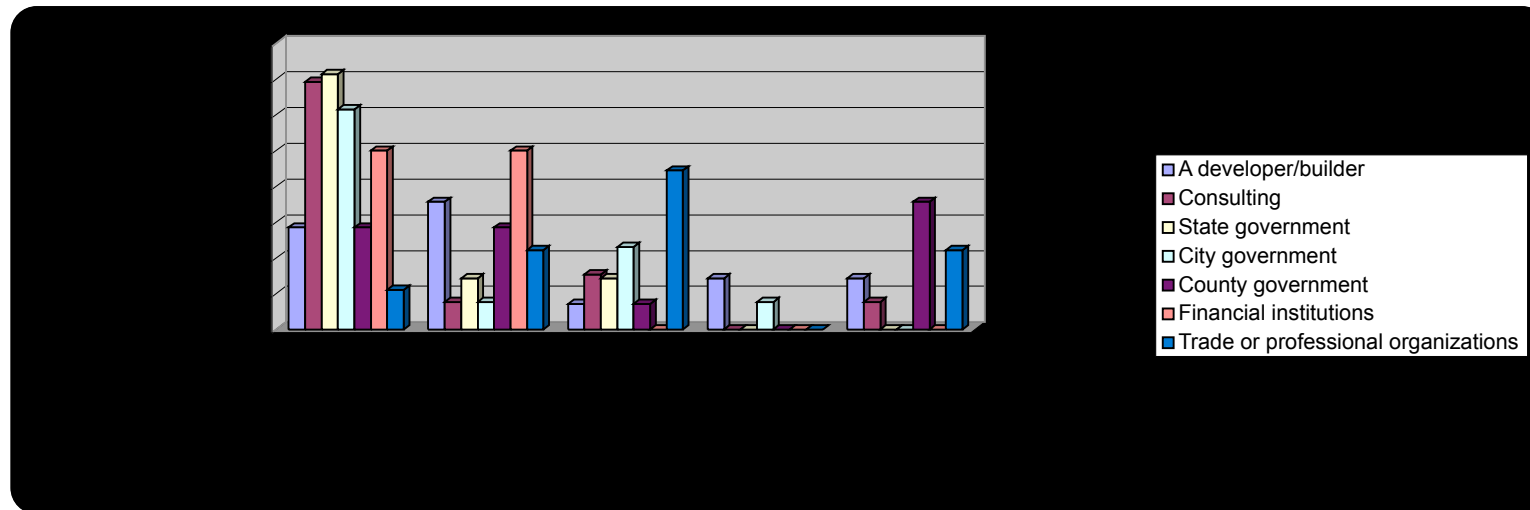
4.) How comfortable are you with implementing conservation design principles?

	Very comfortable	omewhat comfortab	Not sure	Very little comfort	Not at all comfortable
A developer/builder	33.33%	26.67%	20.00%	20.00%	0.00%
Consulting	21.43%	42.86%	35.71%	0.00%	0.00%
State government	42.86%	42.86%	14.29%	0.00%	0.00%
City government	23.08%	38.46%	15.38%	23.08%	0.00%
County government	23.08%	53.85%	7.69%	15.38%	0.00%
Financial institutions	50.00%	50.00%	0.00%	0.00%	0.00%
Trade or professional o	33.33%	44.44%	11.11%	11.11%	0.00%



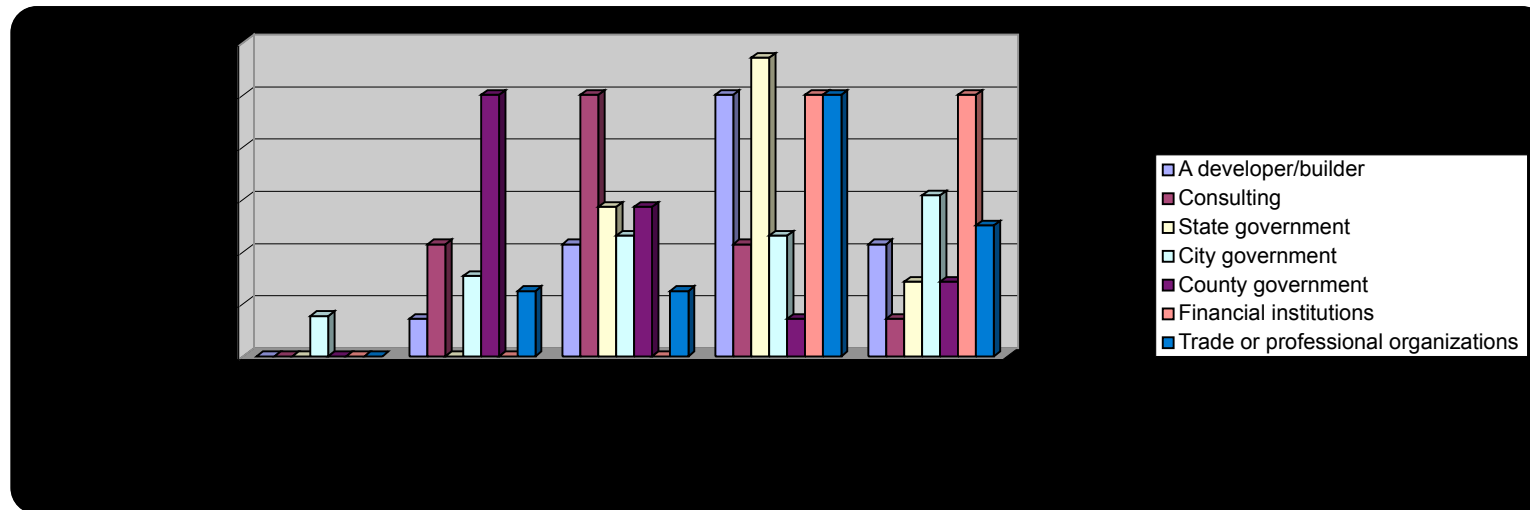
5.) In your opinion, who should be responsible for advancing changes in policy and process which promote conservation design?

	Local units of governm	Counties	State	Federal	MMO's SWCD's, or non-profit organizations
A developer/builder	28.57%	35.71%	7.14%	14.29%	14.29%
Consulting	69.23%	7.69%	15.38%	0.00%	7.69%
State government	71.43%	14.29%	14.29%	0.00%	0.00%
City government	61.54%	7.69%	23.08%	7.69%	0.00%
County government	28.57%	28.57%	7.14%	0.00%	35.71%
Financial institutions	50.00%	50.00%	0.00%	0.00%	0.00%
Trade or professional o	11.11%	22.22%	44.44%	0.00%	22.22%



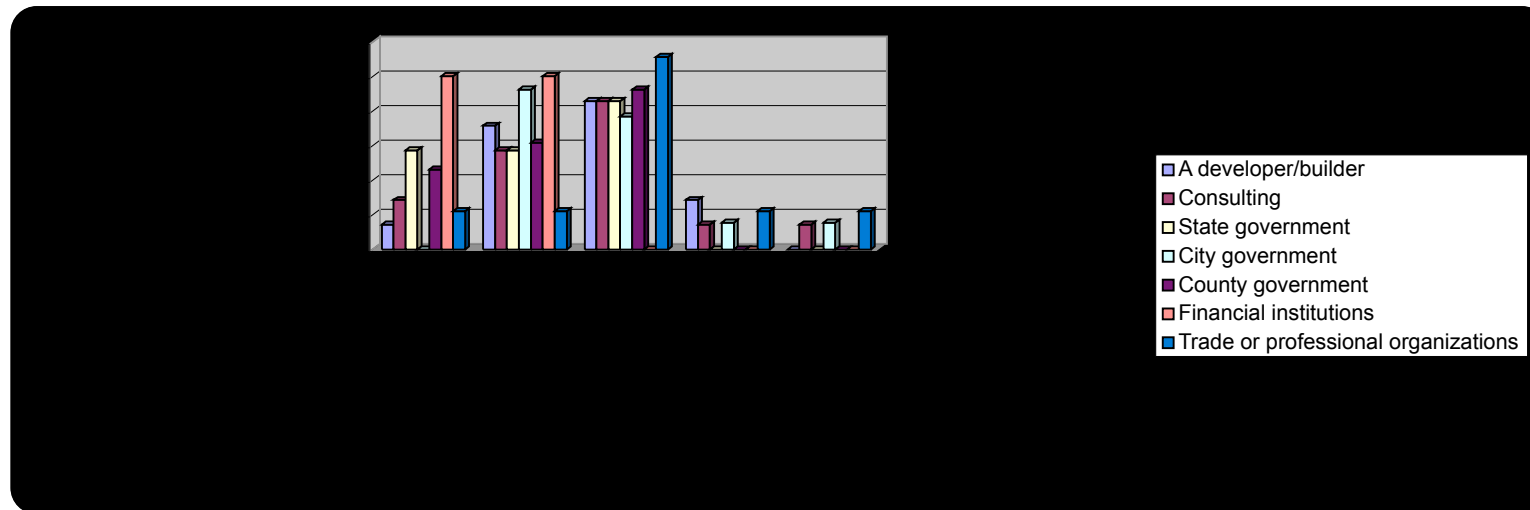
6.) In your opinion, what is the single largest barrier to implementing conservation design in your community?

	Lack of proof that CD better serves	that CD is econo	regulation (code/ord	ards and engineeri	Other
A developer/builder	0.00%	7.14%	21.43%	50.00%	21.43%
Consulting	0.00%	21.43%	50.00%	21.43%	7.14%
State government	0.00%	0.00%	28.57%	57.14%	14.29%
City government	7.69%	15.38%	23.08%	23.08%	30.77%
County government	0.00%	50.00%	28.57%	7.14%	14.29%
Financial institutions	0.00%	0.00%	0.00%	50.00%	50.00%
Trade or professional o	0.00%	12.50%	12.50%	50.00%	25.00%



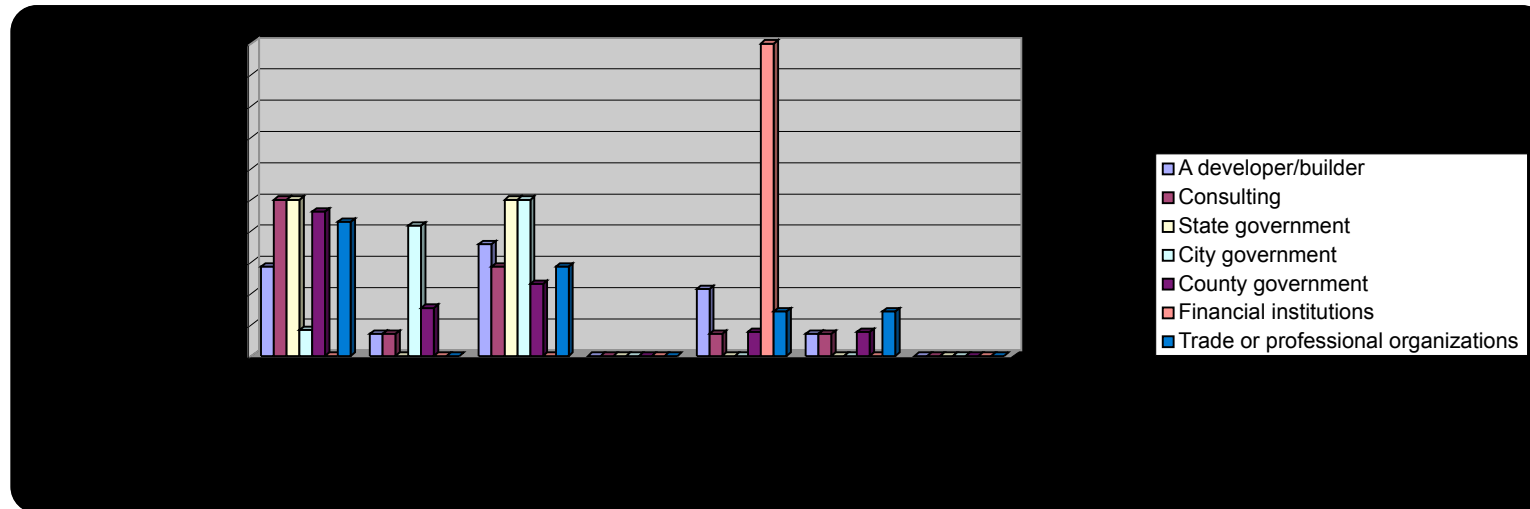
7.) In your opinion, what is the single largest barrier to implementing conservation design in your community?

	Lack of interest from elected development support from the gendras with elected	Other
A developer/builder	7.14%	35.71%
Consulting	14.29%	28.57%
State government	28.57%	42.86%
City government	0.00%	46.15%
County government	23.08%	30.77%
Financial institutions	50.00%	50.00%
Trade or professional organizations	11.11%	11.11%



8.) In your opinion, what would be the single biggest benefit for implementing conservation design in your community?

	Protection of water resovation of community in open space and hiety of housing opti	cost to fix environn	Economic benefits	Other			
A developer/builder	28.57%	7.14%	35.71%	0.00%	21.43%	7.14%	0.00%
Consulting	50.00%	7.14%	28.57%	0.00%	7.14%	7.14%	0.00%
State government	50.00%	0.00%	50.00%	0.00%	0.00%	0.00%	0.00%
City government	8.33%	41.67%	50.00%	0.00%	0.00%	0.00%	0.00%
County government	46.15%	15.38%	23.08%	0.00%	7.69%	7.69%	0.00%
Financial institutions	0.00%	0.00%	0.00%	0.00%	100.00%	0.00%	0.00%
Trade or professional o	42.86%	0.00%	28.57%	0.00%	14.29%	14.29%	0.00%



9.) Does your community currently have ordinances which support conservation design?

	Yes	No	Not sure
A developer/builder	40.00%	33.33%	26.67%
Consulting	38.46%	46.15%	15.38%
State government	14.29%	71.43%	14.29%
City government	54.55%	45.45%	0.00%
County government	57.14%	28.57%	14.29%
Financial institutions	0.00%	100.00%	0.00%
Trade or professional organizations	25.00%	25.00%	50.00%

